



Silver City Treasure Seekers Club Newsletter

"Where the Adventure Begins ..."

Volume I - Issue 9

SCTSC News

22 Dec. 2020

Wishing you & yours a Very Merry Christmas and the
Happiest & Healthiest of New Years !

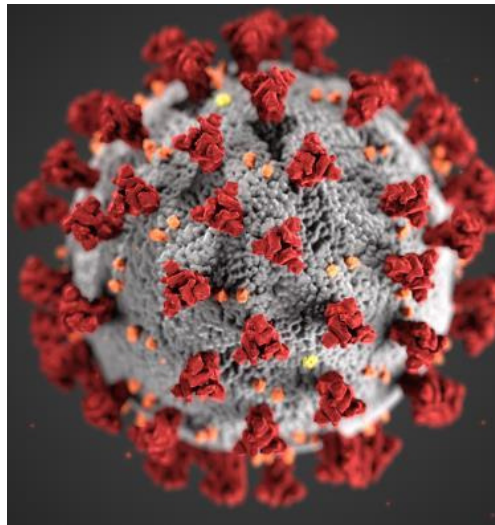
Monthly Inside Meetings remain Cancelled

Compliments of CoVid-19

Be Safe All ! Wear the mask !

or, if out Swinging the Machines ...

Please --- maintain 'Social Distancing' as much as possible



Out Damn Spot ... !

Let's hope for a protracted Thaw !

Treasure Seekers Club Newsletter

"Where the Adventure Begins ..."

**Greetings all I hope you are All Well.
Not Surprisingly, CoVid is on the rise ... again.**

**Cases are spiking all around the nation and the world.
It's a risk going out pretty much anywhere ...
Well, except when Swinging the Detector ...
Just keep that Social Distancing**

This is the next installment of our **SCTSC** NewsLetter.
I've had only a few members report Finds to me
since the last NewsLetter ...
though we would all enjoy seeing them ... !

So, here is an abbreviated **December NewsLetter** ...
Though I would greatly welcome & Appreciate photos and
descriptions be forwarded to me for inclusion in the
following NewsLetters.
C'Mon ! Help us out !



The Q brother's

The President's Corner :

Bill say's Hello to everyone, and he is grateful for the well wishes. His incident in Maine with the chain saw got the best of his finger, though it seems to be healing okay. However, he is due for surgery (again) on 4 January ... please send you Best Wishes to Bill for a successful surgery & speedy recovery.

Bill mentioned that CoVid prevents us from meeting in person, yet in spite of that, we have had new members joining regularly via the website.

Bill also mentioned the possibility of having a Raffle ... perhaps after the New Years.

More on that to come.



*"I am a great Believer in Luck ... and, I find the harder I work,
the more I have of it."... Thomas Jefferson*

A few finds ... Nicely Done Joe

"Hey Quack, Went over to Rhode Island with a friend awhile back ... Slow start to the day but we ended up at a large farm and I started to dig a few buttons.....was getting cold and windy and right at the end of the day I got a slight repeatable tone and decided to dig it ... Glad I did ...

Turned out to be a little 1857 Half Dime.



Before



Persistence pays off !



After



For comments/corrections or to submit photos/articles please contact

Quack - Newsletter scribes

Kevin & Jim Quackenbush @ QuackSellsHomes@gmail.com

A few Other finds from Joe ...

"So my son and I went back to one of our sites that we've hunted quite a bit.

This field had produced quite a few coins (coppers and Spanish silver) as well as buttons and a host of relics in the past. With the change from daylight savings we didn't have much time after he was done with school and decided to just hit this one

local site again for a couple hours before dark. With the foliage and vegetation down I "pushed" a little off into the brush away from the open field and my very first target was a medium tone but very repeatable. I couldn't believe it when I unearthed a gold ring with a small stone set in the top. Of course I couldn't read anything in the field without my glasses so I took a picture of it with my phone and expanded the photo. Lo and behold it says "K-14" instead of 14K but I believe it's just an older way they use to stamp it. Maybe someone else can shed light on why it says "K-14" ... ?

I took it home and cleaned it with jewelry cleaner and it came out pretty nice.

It appears hand carved and my diamond tester indicated the stone was real.

Also got a 1892 copper five cent piece, a worn Indian head and the tongs to a shoe buckle.

I felt bad because my son got skunked that day ...

but he has since skunked me a few times since wielding the Minelab Equinox.

BTW all of my finds are with the CTX 3030."



For comments/corrections or to submit photos/articles please contact

Quack - Newsletter scribes

Kevin & Jim Quackenbush @ QuackSellsHomes@gmail.com

Some Nice finds ... Congrats Philip !

"Hey Quack, here is my story.

I've been swinging the electronic stick for two years now.

Up until March of this year I wasn't having a lot of luck which curbed my interest some. This past March I bought the Equinox 600 and it has changed my outlook."



This 1st photo is of my silver finds



2nd photo shows the large coppers, Indian Heads and V nickels.



3rd photo show my prize finds the favorite being the 1864 2-cent pc.



The 4th photo are some of my relics favorite being the 1926 Hawkers / Peddlers license



New Machine - New Outlook -
Excellent Finds !
Nicely Done Philip !

It's not just metal that's hiding in "That Old Dirt ... !"




Cobalt Blue
Rocks



Many different
shapes & sizes



Some Bottles
are
worth some ...
Coin !



There's Beauty
in Old Bottles



It's not just metal that's hiding in "That Old Dirt ... !"



AYER'S HAIR VIGOR

- # James Cook Ayer at age 20 worked as a clerk at Jacob Robbins Apothecary Shop, in Ledyard, Ct.
- # Ayer worked there for 3 years learning the trade of Patent/Quack [Hey !?] Medicine
- # Ayer studied a Harvard College curriculum of chemistry and medicine under Dr. Samuel L. Dana of Lowell, MA
- # He became such a scholar of pharmaceutical chemistry and medicine that the University of Pennsylvania awarded him a degree as, " Doctor of Medicine" (Just like today)
- # In 1841 he purchased Robbin's Drug Store and began to sell his own, "home remedies", patent/quack medicines
- # Ayer was an astute businessman and acquired millions with his home remedies
- # Ayer diversified his money with investments in saw mills in Florida and iron mines in Michigan
- # In 1871, the town of Groton Junction , MA was renamed in his honor to Ayer, MA (home of Fort Devens US Army)
- # James Ayer died in 1878. Frederick Ayers ran the business until selling it in 1888 to Sterling Products
- # Does that mean that these beautiful bottles are really Sterling bottles? Ponderous, very ponderous!
- # The Ayers Hair Vigor bottles above sold out of Lowell, MA by James Ayer and Ed Haeffly with a registered patent from January 28, 1868 for a," composition for coloring and dressing hair"
- # The ingredients for this Hair Vigor consisted of lead acetate in water, cream of tartar (food sauce with mayo & pickles), tartar of plumbite from soda, glycerin all dissolved in a solution of caustic soda.
- # Ayer's original bottle was an aqua, round shoulder, labeled bottle displaying a picture of a woman with long flowing hair
- # Ayer's Hair Vigor was in vigorous competition with Hall's Hair Renewer (I'm so confused) That competition lasted only 2 years as Ayer bought out Hall.
- # Weird & Bizarre: Couple of months after they were issued their trademark in 1876, J.C. and Frederick Ayer began calling their business R.P. Hall & Company.
- # They also registered the trademark for Hall's Vegetable Sicilian Hair Renewer as they had purchased it from Hall in 1870 # Bummer, MMPPHH! Up to 1903 advertisements still displayed the aqua bottle with the paper label
- # It is therefore speculated that the pretty bottles above did not appear until 1910 ????

It's not just metal that's hiding in "That Old Dirt ... !"



HALL'S HAIR RENEWER & VEGETABLE SICILIAN HAIR RENEWER

- # Sold by Rueben P. Hall & Company (Gillis) from Nashua, New Hampshire
- # The original product was Hall's Vegetable Sicilian Hair Renewer.
- # This was an aqua, non-embossed, paper label bottle.
- # In June, 1865 Hall sold 5/8ths of his partnership and rights to produce the product to Gillis for \$30,000.
- # Sometime later, Hall created another concoction and called it, "Improved Preparation".
- # Gillis filed an injunction against Hall which was upheld in 1870
- # By 1870, Hall's Hair Remover was owned by its competitor, J.C. Ayer, James Cook Ayer.
- # History is unsure what Ayer did to get the Hair Renewer away from Hall.
- # In 1876, Ayer registered a trademark for Hall's Hair Renewer
- # Ayer's Hair Vigor & Hall's Hair Renewer used the same formula from 1866 onward
- # Orders for Hall's Hair Renewer decreased steadily until it was removed from market in 1930
- # Rueben Hall from Nashua, New Hampshire entered into Patent/Quack Medicine in 1864
- # However, he may have started earlier in 1847 with Hall's Vegetable Sicilian Hair Renewer
- # He may have obtained the formula from a destitute Italian sailor
- # Bizarre or Wicked Bizarre, The words, Vegetable Hair & Hall's Vegetable Sicilian were registered trademarks of R.P. Hall in 1876. But had sold the business 6 years earlier, Dahh?
- # By 1876, R.P. Hall & Company was owned by James Cook Ayer and Frederick Ayer
- # Hall had an earlier formula and then a later formula for Hall's Hair Renewer
- # The early formula was 60% water, 30% glycerin, 2% sugar of lead (?), small amounts of lac Sulphur, sage, raspberry leaves, tea & oil of citronella (mosquito repellent for the hair ?)
- # The later formula was 52% water, 26% glycerin, 13% Jamaican Rum, 7% Bay Rum, mixed with small amounts of lead, Sulphur and salt. Each fluid ounce contained 2.89 grains of lead.

Recounting a 'Bottle Dig' ... !

THE COFFIN BOTTLE DIG

It was many years ago in Warwick (?), Rhode Island when several members of The Little Rhody Bottle Club received permission to search for and dig an old bottle dump. The property until recently was occupied by a 1700s building that had served as a post office. The building and surrounding property was purchased by a developer who was going to build homes on several acres.

Upon arriving on site we did our usual reconnaissance of the terrain looking for indications of a possible bottle dump. The clues to a dump can be varied as each home owner had their own habits in maintenance and covering up the family dump when they were finished with it. In a scan of the terrain one looks for the unnatural terrain features such as a depression which is square, rectangle, maybe a circle or oblong. Nature doesn't do things that perfect. Easier clues are seeing broken pieces of clear or colored glass fragments sticking up from the ground. Often the fragments cannot be seen but if one listens carefully a crunching noise can heard with each step, signaling broken glass below the surface. With luck, broken glass can often point to unbroken bottles below the surface.

Today we surveyed an oblong or oval depression in the ground. In the past, on occasion we have uncovered model A Fords and sometimes other automobiles. Let the dig begin. With excitement abounding and the long handled shovel in hand the dig began. Three feet of earth was removed and no pieces of broken glass or a bottle. But then we hit metal. The smell of success was in the air. Now we dig with renewed vigor to uncover this piece of metal. Bottles would be protected underneath. At first we argued that maybe it was the door or roof to a 1955 or 1956 lilac colored Chevrolet Impala. As we uncovered more no Chevy appeared. The dimensions just weren't right for a roof or a door. It was too narrow. As we continued to uncover the metal we finally realized that we had uncovered a human coffin. We flew out of the hole like Nike missiles. What do we do?

What do we do was all we could say for the first few seconds.

We gently went back into the hole and pulled the cover open, which immediately fell apart in our hands. AAAAGGGHHHHH!

The coffin had angled down as the hole had opened up on its own AAAAAAGGGGH!

Now bending over the coffin to look inside there was no human skeleton at least at first. But a closer look, almost getting into the coffin's remains revealed a lot of small bones but no skull in the bottom. Now what? Call the police.

Within the hour we are answering questions to detectives as crime scene tape is going up.

About an hour into the crime scene activity a neighbor walks over and says, " Oh, I see you guys found Elsie's (?) dog". " She loved that dog so much that she bought the coffin and buried it in the back yard ". No bottles! We moved on to another site that day. But that's another story. Lastly in our world there are bottles known as coffin poisons.

William Rose, Little Rhody Bottle Club

Thanks for sharing the Bottle pics & Stories Bill ... !

Brother Q ... another day in the sand

"So, my son gave me a new Garrett Carrot for Christmas yesterday.
Had to go out today, if even for 90 minutes, to christen it !
It was COLD with a wind keeping me moving.
The spots that saw some sun were still okay digging, though those in the shade had about an inch of top ice.



Some research hours turned up a pretty good spot !

Pretty steady tones for the hour and a half

Our spot offered up :
1908 IHP, 1917 Wheatie, and ... Four Civil War bullets - 2 intact & 2 impacted ... and a modern small cal.
Also, an unknown hoop thingy, two matchbox cars, a suspender buckle and a home made sinker made from an old lead bullet.



**Bro making the Best of a Cold winters day ...
we'll be back !**

This Month's Newsletter Contributors

Joe Baker, Bill Rose, Philip Warish,
and ... Brother Q

Your Club Officers - 2020

President - Bill Henderson
1st Vice President - Joe Baker Jr.
2nd Vice President - Kent Blethen
Secretary - Steve Petrelli
Treasurer - John Oliveira

Mailing Address :

Silver City Treasure Seekers Club
P.O. Box 818
North Dighton, Ma. 02764
e-mail :



Metal Detecting Tips & Tricks You may not have Considered

It's Winter - Dress appropriately ...

Extra socks and gloves may save your day.

... and Batteries ! ... and, a kneeling pad may help.

Hey ...

A Thermos of your preferred hot drink will be welcomed ... !



For comments/corrections or to submit photos/articles please contact

Quack - Newsletter scribes

Kevin & Jim Quackenbush @ QuackSellsHomes@gmail.com

**SCTSC members -
Items for Sale or Trade page**


any errors on this page are Q's

If you have items to Sell or Trade,
contact Quack with the photos & Details
and
I'll include it in the Next NewsLetter.

**Hey - You need a
new machine !**



For comments/corrections or to submit photos/articles please contact
Quack - Newsletter scribes
Kevin & Jim Quackenbush @ QuackSellsHomes@gmail.com



All SCTSC members ... I'm taking a Roll Call ...

Please e-mail or text me what your favorite machine(s) you use ...

**This is the Members Model page
favorite machines ...**

Garrett AT Pro

Minelab CTX3030

Equinox 800

Fisher

switched from a White's M6 to Equinox 600

I'm adding the Nokta Macro Simplex (!)

What others ?



For comments/corrections or to submit photos/articles please contact

Quack - Newsletter scribes

Kevin & Jim Quackenbush @ QuackSellsHomes@gmail.com

An Invitation ...

**Our President Bill has proposed that Members
who have a Business, or engage in Business ...
and who wish to,
are Invited to place an 'Ad' in the Newsletter
each month.**

Those who may be interested in doing so should

e-mail Quack

with whatever verbiage and Photo(s) they wish to include ...

Compose your 'Ad' and send it along.

I'll spread those I receive amongst a page.

I will include them

in the Next newsletter



Questions - ?!



For comments/corrections or to submit photos/articles please contact

Quack - Newsletter scribes

Kevin & Jim Quackenbush @ QuackSellsHomes@gmail.com


CITY FORMS @ 508-728-5770

concrete walkways, driveways , patios and foundations ... and excavation of all types

Here at **CITY FORMS** we specialize in all types of excavation and concrete construction ... from your home or garage foundation to a concrete walkway or, a pad for your new shed. We also install concrete pavers and retaining walls. The average 16 by 24 garage foundation including excavation and back fill ready for your framer ... Cost approximately \$6200 and everything up to Massachusetts state Building codes

(Concrete floor is separate Cost)

Get your dreams started today
call John @ 508 728 5770



Chris DeSousa / Owner - Technician

of my own motorsports & small engine repair shop.

I am a certified motorsports technician of over 15 years.

Yamaha gold certified technician

Polaris Gold certified technician

Indian motorcycles ... and more!



Small engines, Snowmobiles, ATV's, Chainsaws,
Lawn mowers, and more ...



Call Chris ... !



My wife Penny & I are Realtors.

We have a team ... The '**American Dream**' team.

We cover from Southie to Mashpee and Rhode Island.

Our team has > 30 years experience.

We truly are very good at what we do ...

Keller Williams is All about our Culture ...

i.e. Always do the Right thing.

In 2019 **Quack** was named **Cultural Ambassador** selected from 6400 KW agents in the North East, and

one of only 64 chosen from the 180,000 KW agents worldwide.


A Lifetime appointment.

Taunton, Ma



SOLD !

All Accepted offers on our Listings were over List ...



For comments/corrections or to submit photos/articles please contact

Quack - Newsletter scribes

Kevin & Jim Quackenbush @ QuackSellsHomes@gmail.com

About Our Club :

The Silver City Treasure Seekers Club of Taunton, Massachusetts started back in 2001 by **Bill Henderson**, and is dedicated to the promotion of metal detecting as a hobby.

Membership is open to the public, with the only requirement being that all members follow the Treasure Hunters Code of Ethics.

The Club's yearly dues are \$35 per (household) Family or \$25 single.

We *Used* to meet at 6:30 p.m. on the first Friday of every month at the Bristol-Plymouth Technical High School, 940 County st. (Rte 140), Taunton, Massachusetts. CoVid has prevented that ...

There are currently over 90+ members that had participated in various club meetings, club hunts, and Coin contests ...

e.g. Find of the Month and Find of the Year, with prizes.

Monthly in-person meetings are currently suspended during the CoVid pandemic.

Who would be in favor of an SCTSC Zoom Meeting !?

Please comment back

Read more about Our Club by visiting the Club's Web site at :

www.silvercitytreasureseekers.net



For comments/corrections or to submit photos/articles please contact

Quack - Newsletter scribes

Kevin & Jim Quackenbush @ QuackSellsHomes@gmail.com